
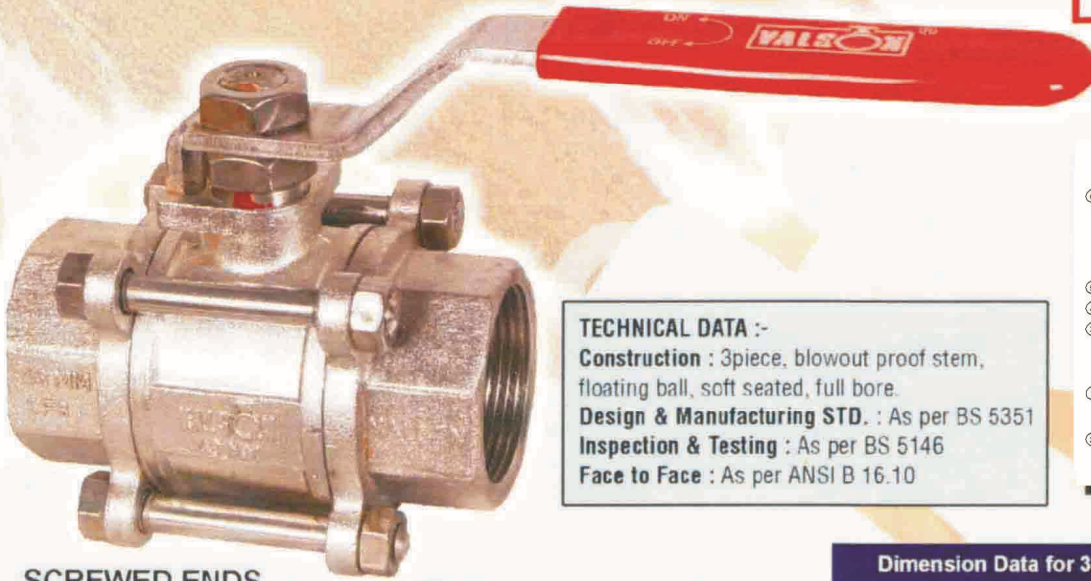


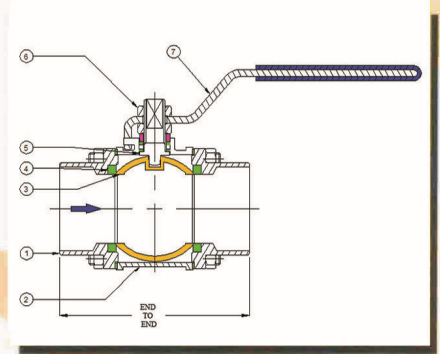
# BALL VALVE 3PC DESIGN (INVESTMENT CASTING)



AN ISO 9001 CERTIFIED CO.



**TECHNICAL DATA :-**  
**Construction :** 3piece, blowout proof stem, floating ball, soft seated, full bore.  
**Design & Manufacturing STD. :** As per BS 5351  
**Inspection & Testing :** As per BS 5146  
**Face to Face :** As per ANSI B 16.10


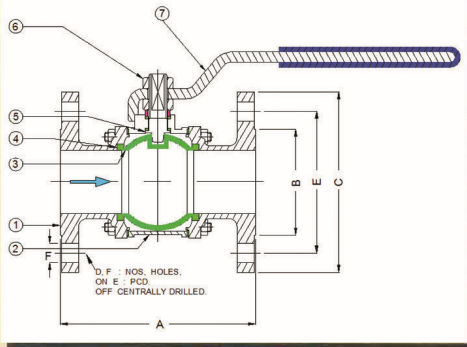


## SCREWED ENDS

P. No.	Nomenclature	Qty.	Material
1.	End Pieces	2	SS AISI 304 (CF8) SS AISI 316 (CF8M)
2.	Body	1	SS AISI 304 (CF8) SS AISI 316 (CF8M)
3.	Ball	1	SS 304/316
4.	Seat	2	Teflon PTFE
5.	Stem	1	SS 304/316
6.	Interlock Nut	1	S/Steel
7.	Lever	1	S/Steel

## Dimension Data for 3pc Design Ball Valve Screwed Ends.

VALVE SIZE	15	20	25	40	50	65	80	100
END TO END	65	80	90	110	125	144	163	On Request
BALL PORT DIA	12	18	24	38	50	63	75	100



## FLANGED ASA-150#

## Dimensional Data for 3pc Design Ball Valve Flanged ASA-150#

SIZE NB	A	B	C	D	E	F
15	108	35	89	4	60	16
20	118	43	98	4	70	16
25	127	51	108	4	79	16
40	165	73	127	4	98	16
50	178	92	152	4	121	19
65	190	105	178	4	140	19
80	203	127	190	4	152	19
100	229	157	229	8	190	19
125	254	186	254	8	216	22
150	267	216	279	8	241	22
200	292	270	343	8	298	22

## SERVICE RATING

Class	WORKING PRESS	HYD. TEST PRESSURE		
		Body	Seat	Temp. Max
150	300 PSI	750 PSI	600 PSI	150°C

## SALIENT FEATURES/USER BENEFIT

- \* Mirror finish smooth ball
- \* Full Bore
- \* Compact design
- \* Trouble free operation
- \* Quarter turn shut off
- \* Low torque
- \* Female end connection
- \* Screwed to BSP/NPT Threads
- \* Non blow out stem
- \* One year warranty towards manufacturing defects.

Note : In flanged connection valves are also available in Table (F) PCD with Extra Cost.

\* All dimensions are in m. m.  
Subject to change without prior notice

MFG. :-

**VALSON VALVES MFG. CO.**  
**AHMEDABAD.**

Vist us: [www.valsonvalves.com](http://www.valsonvalves.com)

**Dealer :**